

246C, 256C, 262C, 272C

Skid Steer Loaders

CATERPILLAR®



	246C	256C	262C	272C
Cat C3.4 DIT Diesel Engine				
Net Power (SAE J1349)	54 kW (73 hp)	61 kW (82 hp)	61 kW (82 hp)	67 kW (90 hp)
Weights				
Operating Weight	3393 kg (7,480 lb)	3477 kg (7,665 lb)	3614 kg (7,968 lb)	3793 kg (8,362 lb)
Operating Specifications				
Rated Operating Capacity	975 kg (2,150 lb)	1066 kg (2,350 lb)	1225 kg (2,700 lb)	1474 kg (3,250 lb)

Features

Sealed and Pressurized Cab

Sealed and pressurized cab option provides a cleaner and quieter operating environment.

Seat Mounted Adjustable Controls

Ergonomic seat mounted adjustable controls and available air ride seat can be adjusted to meet your personal preference.

High Performance Power Train

Increased horsepower and higher torque deliver outstanding performance.

High Flow XPS Hydraulic System

High flow XPS hydraulic system available on all models for applications demanding maximum hydraulic work tool performance.

More Work Tools

Caterpillar's broad range of performance matched work tools make the Cat Skid Steer Loader the most versatile machine on the jobsite.



Contents

Operator Station	3
Power Train	4
Lift Linkages	4
Hydraulics	5
Work Tools	6
Serviceability	7
Customer Support	7
Specifications	8
Standard and Optional Equipment	11

The new Cat C-Series Skid Steer Loaders lead the industry in operator comfort, performance and versatility. Inside the spacious operator station, feel the superior comfort of a sealed and pressurized cab. Adjustable seat mounted controls and an available air ride seat keep you comfortable throughout the work day. Increased rated operating capacities, higher horsepower and improved drawbar performance help you get more done and increase your bottom line.

Operator Station

Superior comfort to keep you productive throughout the work day.

Superior Comfort

Comfort and ease of operation have been designed into every aspect of the operator station. The wide, spacious interior and uncluttered floor provide a comfortable work environment with excellent head, shoulder and leg room to keep productivity high and fatigue low.

Sealed and Pressurized Cab

Operators spend long hours in the machine. The new optional sealed and pressurized cab keeps dust out and clean air in for greater operator comfort. Reduced sound levels within the cab also help reduce fatigue.

Seat Mounted Joystick Controls

Ergonomic, seat mounted joystick controls enable a wide range of comfortable operating positions for operators of any size. The seat and controls are independently adjustable to meet the specific needs of the operator.

Advanced Machine Information and Control System

The optional Advanced Machine Information and Control System (AMICS) provides easy to read analog gauges for hydraulic oil and engine coolant temperature. The electronic display provides additional operating information such as engine speed, job clock and diagnostic service codes. Selectable Work Speed Control and Selectable Implement Control allow the operator to dial in his machine to maximize production.

Additional Features for Maximum Comfort

The C-Series machines offer the following additional features to help you on the job:

- Air ride seat available for an unparalleled level of comfort in a skid steer loader.
- Easy to read instrument panels.
- Optional air conditioner and heater for greater comfort in extreme conditions.
- Optional Selectable Pattern Control which allows the operator to select the control pattern they are most familiar with for greater productivity.



Power Train

Aggressive performance with fuel efficiency.

Cat Engine

The high performance power train provides high engine horsepower and torque. The C-Series features the Cat C3.4 DIT engine – a rugged, reliable engine that meets U.S. EPA Tier 3 emissions requirements. The Cat C3.4 DIT meets U.S. EPA Interim Tier 4 requirements on the 246C. The 272C is equipped with an Air-to-Air After Cooler (ATAAC) for better fuel efficiency and lower emissions as well as increased horsepower and torque.

Hand and Foot Throttles

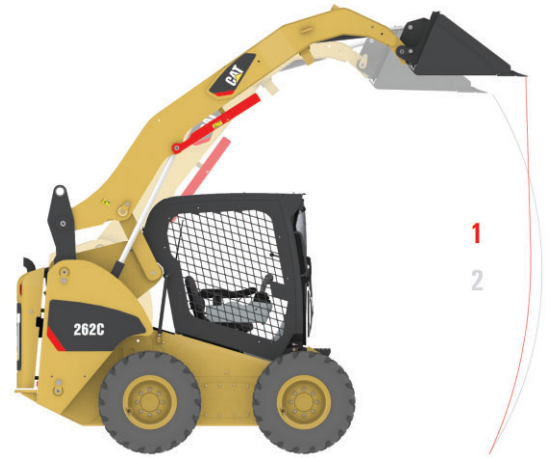
Hand and foot throttles allow the operator to match engine speed to the task. The hand throttle is ideal for jobs requiring constant engine speed such as cold planing, trenching or snow blowing. The foot throttle lets the operator vary engine speed and minimize fuel consumption for other tasks such as load and carry, truck loading, grading and dozing.

Electronic Torque Management

The Electronic Torque Management system maximizes power to the ground and prevents the engine from stalling in tough digging and dozing applications for maximum productivity. The system allows part throttle operation which provides smoother machine operation and reduces fuel consumption.

Selectable Work Speed Control

The optional Selectable Work Speed Control lets you select the ground speed that is best suited for the application. This feature is useful in operations such as trenching and cold planing that require precise machine control at relatively slow and constant speeds.



Lift Linkages

Built for tough working conditions.

Choice of Lift Designs

Two types of lifting arrangements are available on the C-Series Skid Steer Loaders – vertical lift (path #1 above) and radial lift (path #2) – to meet your specific application needs.

Vertical Lift

The 262C and 272C feature the vertical lift design which provides extended reach and lift height for quick and easy truck loading and material placement. The lift height is 3233 mm (127 in) on the 262C and 3279 mm (129 in) on the 272C.

Radial Lift

The 246C and 256C, with their radial lift design, deliver excellent digging performance and superior mid-lift reach.



Hydraulics

Exceptional lift, breakout and power to meet your needs.



High Performance Hydraulic System

Maximum power and reliability are built into the Cat Skid Steer Loader hydraulic system. In addition to providing power to the wheels, this system also powers the loader lift and tilt functions, powers the auxiliary circuit to drive work tools and drives the engine cooling fan. The C-Series hydraulic system features:

- Increased lift and tilt breakout forces allowing you to move more material and get more done.
- Continuous demand fan for improved fuel efficiency, increased horsepower, reduced sound levels and improved cold weather performance.
- Cat ToughGuard™ hoses for increased reliability and durability.
- High capacity hydraulic tank and side-by-side cooling package keep components cool for maximum durability.

Two Speed Option

Two speed is available as an option on all C-Series Skid Steer Loaders to increase cycle times and get the job done faster.



High Flow XPS

High flow XPS hydraulic system is available on all models for greater machine versatility. Maximum performance can be maintained regardless of the work tool speed or conditions with this load sensing, pressure compensating system. Caterpillar cooling systems are sized to allow the operator to continuously power high flow work tools in conditions that cause competitive machines to overheat.



Selectable Implement Control

The Selectable Implement Control option with three levels of control gives the operator the ability to adjust the responsiveness and speed of the lift and tilt functions for more precise implement control.



Speed Sensitive Ride Control

The optional Speed Sensitive Ride Control system delivers a smoother ride on uneven terrain for superior comfort. It allows for both higher speed operation and better material retention for increased productivity. The system automatically turns off when digging or placing a load for maximum performance and control.

Work Tools

Do more jobs with one machine using Cat Work Tools.

The Right Tool for the Job

Get the most out of your Cat Skid Steer Loader with the comprehensive line of Cat Work Tools. Designed and built for optimum performance and durability, these tools deliver high productivity in a variety of applications to maximize the versatility and flexibility of the Cat C-Series:

- Augers
- Backhoes
- Blades (angle, dozer)
- Buckets (general purpose, high capacity, dirt, utility, light material, multi purpose, industrial grapple, utility grapple)
- Brooms (angle, pickup, utility)
- Brushcutters
- Cold Planers
- Forks (pallet, industrial grapple, utility grapple, utility)
- Hydraulic Hammers
- Landscape Tillers
- Landscape Rakes
- Material Handling Arm
- Mulchers
- Power Box Rakes
- Shear
- Snow Blowers
- Stump Grinders
- Trenchers
- Vibratory Compactors
- Wheel Saws

Quick Couplers

Work tools can be changed quickly and easily with the Cat Skid Steer Loader's quick coupler system. The standard quick coupler features manual engagement and disengagement of work tools using two high leverage handles. The optional hydraulic quick coupler allows the operator to quickly change tools without leaving the cab.



Serviceability

Simplified service and maintenance save you time and money.



Easy Service

Convenient service features make maintenance easy, reducing your downtime:

- Rear door opens 90 degrees for easy access to both sides of the engine.
- Cooling package tilts up to provide excellent access to the engine compartment.
- Cab tilts rearward for easy access to all hydraulic pumps, motors, valves, lines and hydraulic tank.
- Daily maintenance points are easily accessible.
- Wires are color coded and numbered for easy identification.
- S•O•SSM oil sampling valves are standard to allow regular monitoring of the engine and hydraulic oil quality.

Customer Support

Unmatched support makes the difference.

Superior Dealer Service

Your Cat dealer is ready to assist you with your purchase decision and everything after.

- Make detailed comparisons of the machines you are considering before you buy – with estimates of component life, preventative maintenance and the true cost of production.
- Customize the machine that is right for you using the Build and Quote application on your dealer's website or www.cat.com.
- Financing packages are flexible to meet your needs.
- Repair option programs guarantee the cost of repairs up front.
- Nearly all parts are available at the dealer parts counter.
- Operator training can improve your operator's techniques and boost your profits.
- Your Cat dealer can evaluate the cost involved in repairing, rebuilding and replacing your machine so you can make the right choice.



246C, 256C, 262C, 272C Skid Steer Loaders Specifications

Engine

Engine Model	Cat C3.4 DIT	
Net Power (SAE J1349)		
246C	54 kW	73 hp
256C	61 kW	82 hp
262C	61 kW	82 hp
272C	67 kW	90 hp
Gross Power (SAE J1995)		
246C	56 kW	75 hp
256C	63 kW	84 hp
262C	63 kW	84 hp
272C	70 kW	94 hp
Displacement	3.3 L	201 in ³
Stroke	120 mm	4.7 in
Bore	94 mm	3.7 in

Weights

Operating Weight		
246C	3393 kg	7,480 lb
256C	3477 kg	7,665 lb
262C	3614 kg	7,968 lb
272C	3793 kg	8,362 lb

Operating Specifications

Rated Operating Capacity		
246C	975 kg	2,150 lb
256C	1066 kg	2,350 lb
262C	1225 kg	2,700 lb
272C	1474 kg	3,250 lb

Rated Operating Capacity w/Optional Counterweight		
246C	1066 kg	2,350 lb
256C	1164 kg	2,566 lb
262C	1336 kg	2,945 lb
272C	1579 kg	3,480 lb

Tipping Load		
246C	1950 kg	4,300 lb
256C	2132 kg	4,700 lb
262C	2449 kg	5,400 lb
272C	2948 kg	6,500 lb

Breakout Force, Tilt Cylinder		
246C/256C	3324 kg	7,328 lb
262C/272C	3318 kg	7,315 lb

Hydraulic System

Hydraulic Flow	Standard	
Loader Hydraulic Pressure	23 000 kPa	3,335 psi
Loader Hydraulic Flow	84 L/min	22 gal/min
Hydraulic Power	31.9 kW	42.8 hp
Hydraulic Flow	High Flow XPS	
Max. Loader Hydraulic Pressure	28 000 kPa	4,061 psi
Max. Loader Hydraulic Flow	125 L/min	33 gal/min

Cab

ROPS	SAE J1040 MAY94, ISO 3471:1994	
FOPS	SAE J1043 SEPT87, ISO 3449:1992 Level I	
FOPS Level II	SAE J231 JAN81, ISO 3449:1992 Level II	

Power Train

Travel Speed (Forward or Reverse)			
246C, 256C, 262C	12.5 km/h	7.7 mph	
272C	11.6 km/h	7.2 mph	

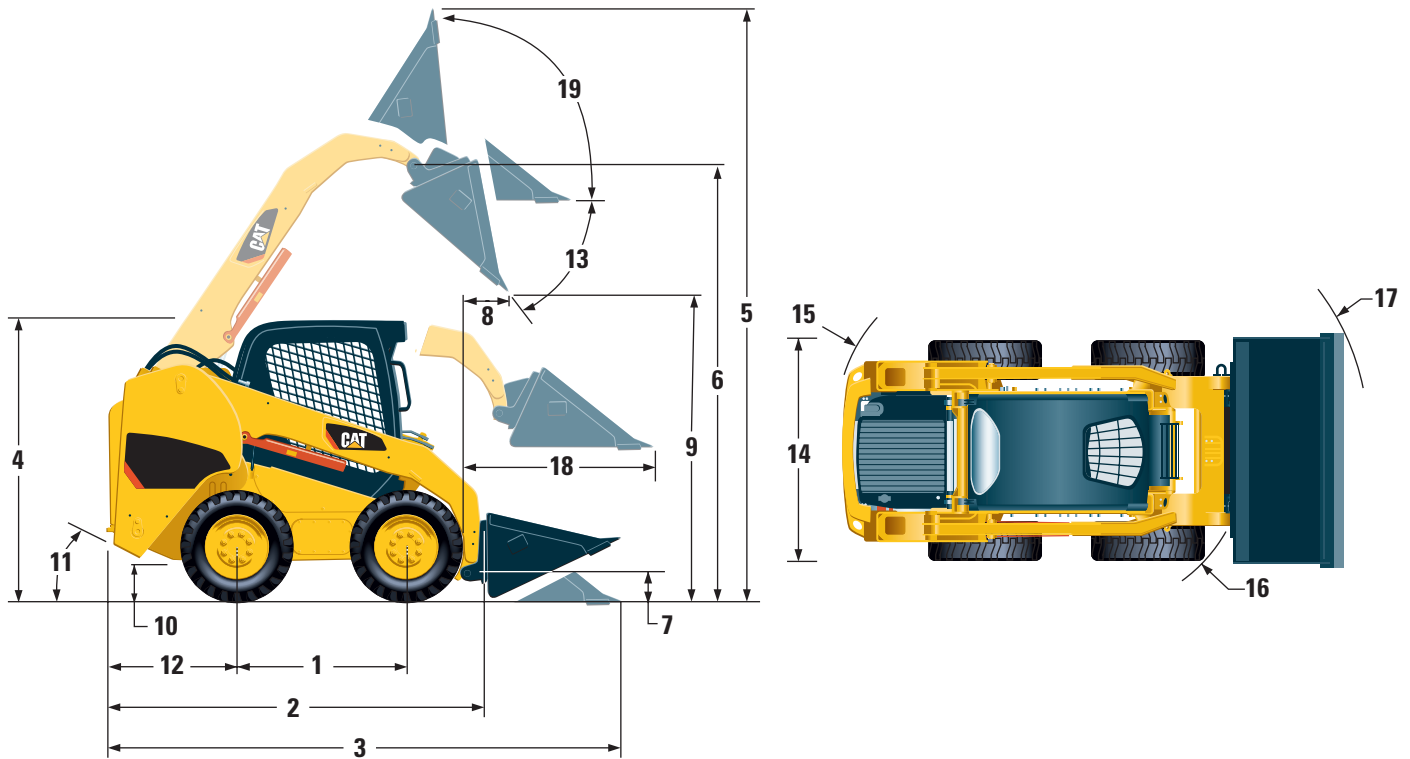
Travel Speed – 2-Speed Option (Forward or Reverse)			
246C, 256C, 262C	19.3 km/h	12.0 mph	
272C	16.1 km/h	10.0 mph	

Travel Speed – XDP Option (Forward or Reverse)			
246C, 256C, 262C	10.4 km/h	6.5 mph	
272C	9.7 km/h	6.0 mph	

Service Refill Capacities

Chain box, each side	10 L	2.6 gal
Cooling System	14 L	3.7 gal
Engine Crankcase	10 L	2.6 gal
Fuel Tank	98 L	26 gal
Hydraulic System	57 L	15 gal
Hydraulic Tank	42 L	11 gal

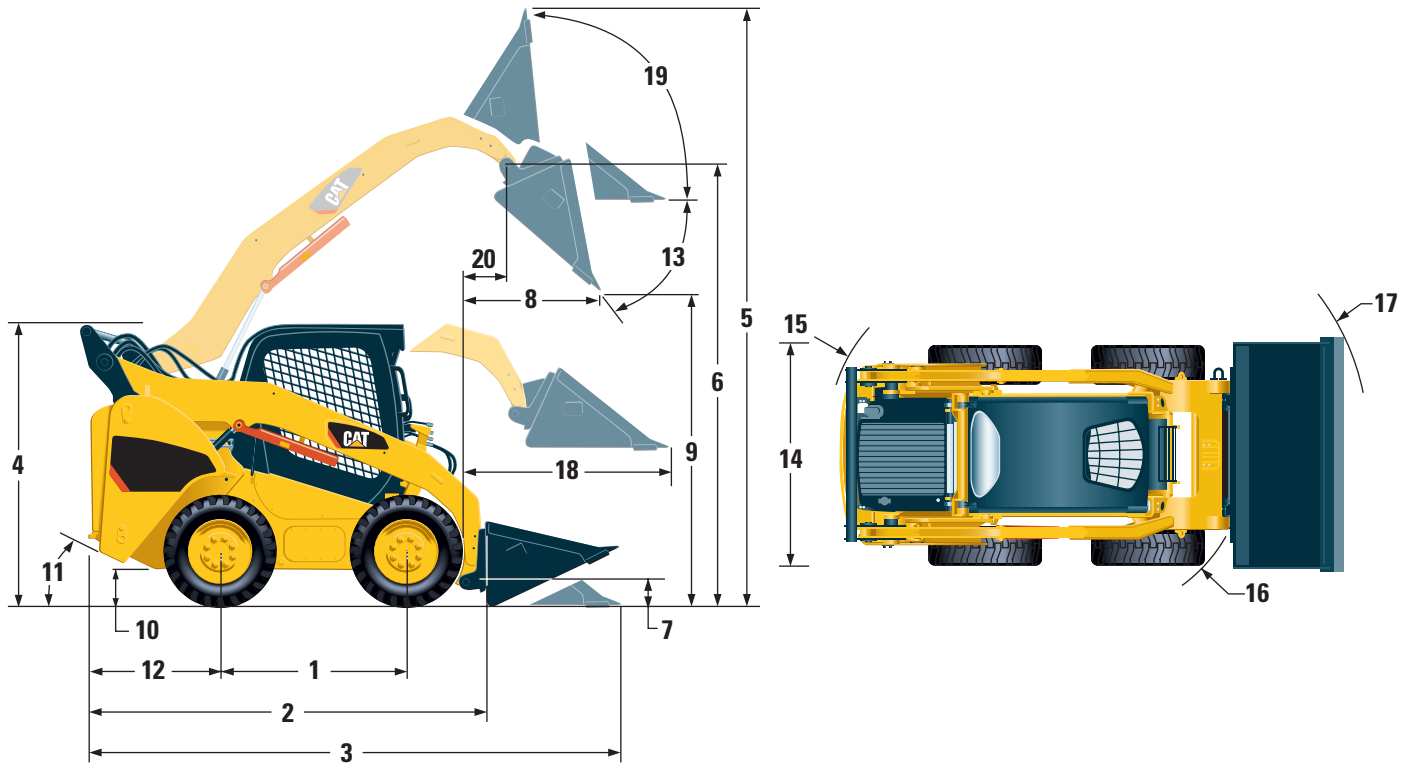
Dimensions



	246C		256C	
1 Wheelbase	1240 mm	48.8 in	1240 mm	48.8 in
2 Length w/o Bucket	2979 mm	117.2 in	2979 mm	117.2 in
3 Length w/Bucket on Ground	3692 mm	145.3 in	3692 mm	145.4 in
4 Height to Top of Cab	2104 mm	82.8 in	2104 mm	82.8 in
5 Max. Overall Height	3998 mm	157.4 in	3998 mm	157.4 in
6 Bucket Pin Height at Max. Lift	3122 mm	122.9 in	3122 mm	122.9 in
7 Bucket Pin Height at Carry Position	200 mm	7.8 in	200 mm	7.8 in
8 Reach at Max. Lift and Dump	600 mm	23.6 in	600 mm	23.6 in
9 Clearance at Max. Lift and Dump	2425 mm	95.4 in	2425 mm	95.5 in
10 Ground Clearance	225 mm	8.8 in	225 mm	8.8 in
11 Departure Angle	26°		26°	
12 Bumper Overhang Behind Rear Axle	1089 mm	42.8 in	1089 mm	42.9 in
13 Maximum Dump Angle	40°		40°	
14 Vehicle Width over Tires	1676 mm	66.0 in	1676 mm	66.0 in
15 Turning Radius from Center - Machine Rear	1730 mm	68.1 in	1730 mm	68.1 in
16 Turning Radius from Center - Coupler	1386 mm	54.6 in	1386 mm	54.6 in
17 Turning Radius from Center - Bucket	2167 mm	85.3 in	2167 mm	85.3 in
18 Max. Reach w/Arms Parallel to Ground	1388 mm	54.6 in	1388 mm	54.6 in
19 Rack Back Angle at Max. Height	85°		85°	

246C, 256C, 262C, 272C Skid Steer Loaders Specifications

Dimensions



	262C		272C	
1 Wheelbase	1240 mm	48.8 in	1381 mm	54.4 in
2 Length w/o Bucket	2979 mm	117.0 in	3120 mm	122.8 in
3 Length w/Bucket on Ground	3692 mm	145.0 in	3833 mm	150.9 in
4 Height to Top of Cab	2104 mm	82.8 in	2104 mm	82.8 in
5 Max. Overall Height	4075 mm	160.4 in	4115 mm	162.0 in
6 Bucket Pin Height at Max. Lift	3233 mm	127.0 in	3279 mm	129.1 in
7 Bucket Pin Height at Carry Position	200 mm	7.8 in	200 mm	7.8 in
8 Reach at Max. Lift and Dump	781 mm	30.7 in	764 mm	30.1 in
9 Clearance at Max. Lift and Dump	2450 mm	96.4 in	2487 mm	97.9 in
10 Ground Clearance	225 mm	8.8 in	225 mm	8.8 in
11 Departure Angle	26°		26°	
12 Bumper Overhang Behind Rear Axle	1089 mm	42.8 in	1089 mm	42.8 in
13 Maximum Dump Angle	50°		51°	
14 Vehicle Width over Tires	1676 mm	66.0 in	1676 mm	66.0 in
15 Turning Radius from Center – Machine Rear	1730 mm	68.1 in	1796 mm	70.7 in
16 Turning Radius from Center – Coupler	1386 mm	54.6 in	1451 mm	57.1 in
17 Turning Radius from Center – Bucket	2167 mm	85.3 in	2263 mm	89.1 in
18 Max. Reach w/Arms Parallel to Ground	1283 mm	50.5 in	1270 mm	50.0 in
19 Rack Back Angle at Max. Height	85°		83°	
20 Bucket Pin Reach at Max. Lift	373 mm	14.7 in	373 mm	14.7 in

246C, 256C, 262C, 272C Standard Equipment

Standard equipment may vary. Consult your Caterpillar dealer for details.

ELECTRICAL

12 volt Electrical System
90 ampere Alternator
Ignition Key Start/Stop Switch
Lights: Gauge backlighting, two rear tail lights, two rear working lights, two adjustable front halogen lights, dome light
Backup Alarm
Heavy Duty Battery, 850 CCA

OPERATOR ENVIRONMENT

Gauges: Fuel level, hour meter
Operator Warning System Indicators:
Air filter restriction, alternator output, armrest raised/operator out of seat, engine coolant temperature, engine oil pressure, glow plug activation, hydraulic filter restriction, hydraulic oil temperature, parking brake engaged
Vinyl seat, mechanical suspension
Fold-in Ergonomic Contoured Armrest
Control Interlock System, when operator leaves seat or armrest raised: Hydraulic system disables, hydrostatic transmission disables, parking brake engages
ROPS Cab, Open, Tilt Up
FOPS, Level I
Top and Rear Windows
Headliner, Deluxe
Floor Mat
Interior Rear View Mirror
12 volt Electric Socket
Horn

POWER TRAIN

Cat C3.4 DIT Diesel Engine (Interim Tier 4 Compliant on the 246C; Tier 3 Compliant on the 256C, 262C, 272C)
Air Cleaner, Dual Element, Radial Seal
S•O•SSM Sampling Valves, Engine Oil and Hydraulic Oil
Filters, Spin-on, Hydraulic
Filters, Bayonet-type, Fuel and Water Separator
Tilt Up Radiator/Hydraulic Oil Cooler
Spring Applied, Hydraulically Released, Wet Multi Disc Parking Brake
Hydrostatic Transmission
Four Wheel Chain Drive

OTHER

Engine Enclosure, Lockable
Extended Life Antifreeze, -37° C (-34° F)
Machine Tie Down Points (4)
Support, Lift Arm
Hydraulic Oil Level Sight Gauge
Radiator Coolant Level Sight Gauge
Radiator, Expansion Bottle
Cat ToughGuard™ Hose
Auxiliary, Hydraulics, Continuous Flow
Heavy Duty, Flat Faced Quick Disconnects
Split D-Ring to Route Work Tool Hoses Along Side of Left Lift Arm
Electrical Outlet, Beacon
Belly Pan Cleanout

MANDATORY EQUIPMENT

Hydraulics, Standard or High Flow XPS
Quick Coupler, Mechanical or Hydraulic
Seat Belt, 50 mm (2 in) or 75 mm (3 in)

Comfort Package

(must select one of the following):

- Open ROPS (C1): Cup Holder, Radio Ready, Suspension Seat (no heater or door)
- Enclosed ROPS with Heat (C2): Cup Holder, Radio Ready, Seat (choice of Suspension or Air Ride), Heater and Defroster, Side Windows, Door (either Glass or Polycarbonate)
- Enclosed ROPS with A/C (C3): Features of C2 Package plus Air Conditioner

Performance Package

(must select one of the following):

- Performance Package 1: One Speed
- Performance Package 2: One Speed, Self Level
- Performance Package 3: Two Speed, Self Level
- Performance Package 4: Two Speed, Self Level, Ride Control, Advanced Machine Information and Control System (AMICS)
- XDP Performance Package 1: One Speed, XDP Components
- XDP Performance Package 2: One Speed, XDP Components, Self Level, Advanced Machine Information and Control System (AMICS)

246C, 256C, 262C, 272C Optional Equipment

Optional equipment may vary. Consult your Caterpillar dealer for details.

Counterweight
Beacon, Rotating
Engine Block Heater – 120V or 240V
Oil, Hydraulic, Cold Operation
Paint, Custom

246C, 256C, 262C, 272C Skid Steer Loaders

For more complete information on Cat products, dealer services, and industry solutions, visit us on the web at www.cat.com

© 2008 Caterpillar Inc.

All rights reserved

Printed in the U.S.A.

Materials and specifications are subject to change without notice. Featured machines may include additional equipment. See your Caterpillar dealer for available options.

CAT, CATERPILLAR, SAFETY.CAT.COM, their respective logos, "Caterpillar Yellow" and the POWER EDGE trade dress, as well as corporate and product identity used herein, are trademarks of Caterpillar and may not be used without permission.

AEHQ5968 (07-2008)

CATERPILLAR[®]